

Drinking Water Quality Report

Washington Township Municipal Utilities Authority

May 2021

PWS ID#0818004

We're pleased to present to you this year's Annual Water Quality Report. This report is designed to inform you about the water quality and services we deliver to you every day. Our constant goal is to provide you with a safe and dependable supply of drinking water. We want you to understand the efforts we make to continually improve the water treatment process and protect our water resources. We are committed to ensuring the quality of your water and are pleased to report that our drinking water is safe and meets all Federal and State requirements.

All of our water supply is ground water. We have 16 wells. We draw water from three different aquifers. There are 8 wells in the Potomac-Raritan-Magothy Aquifer, 5 in the Cohansey Aquifer, and 3 in the Mt. Laurel-Wenonah Aquifer.

Our treatment facilities consist of adding fluoride to maintain an optimum concentration of .08 to 1.2 parts per million throughout the system, adding lime to keep the pH above 7, adding a sequestering agent and adding chlorine for disinfection.

There is an air stripping process at our Wells 16 and 18 sites to remove all traces of volatile organic compounds.

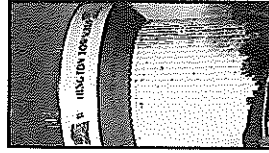
The WTMUA constructed a radium removal plant at wells 10 and 11 in 2005. The initial cost was approximately four million dollars.

The WTMUA is currently using the same technology and equipment at the Well 18 site.

The plants will ensure we meet both current and future radiological requirements while providing safe, quality drinking water.

In 2016 the WTMUA once again obtained a low interest loan from the NJEIT to drill a replacement well for Well 2 and to construct a well house for Well 8. The WTMUA was also able to paint the three million gallon tank on Egg Harbor Rd. and the stand pipe on Fries Mill Rd.

In order to maintain a safe and dependable



water supply, we sometimes need to make improvements such as the Radium Treatment Plant that will benefit all of our customers. These improvements are sometimes reflected as rate structure adjustments.

We believe in education and strongly urge our employees to attend various classes and seminars on water treatment processes and distribution system operations. The Licensed Operator holds the required and additional Water Treatment and Water Distribution Licenses. Eight other employees also hold various State Licenses.

In the table that follows, you will find many terms and abbreviations you might not be familiar with. To help you better understand these terms, we've provided the following definitions:

Non-Detects (ND) - laboratory analysis indicates that the constituent is not present.

Parts per million (ppm) or Milligrams per liter (mg/l) - one part per million corresponds to one minute in two years or a single penny in \$10,000.

Parts per billion (ppb) or Micrograms per liter - one part per billion corresponds to one minute in 2,000 years, or a single penny in \$10,000,000.

Parts per trillion (ppt) or Nanograms per liter (nanograms/l) - one part per trillion corresponds to one minute in 2,000,000 years, or a single penny in \$10,000,000,000.

Parts per quadrillion (ppq) or Picograms per liter (picograms/l) - one part per quadrillion corresponds to one minute in 2,000,000,000 years, or a single penny in 10,000,000,000,000.

Picocuries per liter (PCI/L) - picocuries per liter is a measure of the radioactivity in water.

Millirems per year (mrem/yr) measure of radiation absorbed by the body.

Million Fibers per Liter (MFL) - million fibers per liter is a measure of the presence of asbestos fibers that are longer than 10 micrometers.

Nephelometric Turbidity Unit (NTU) - nephelometric turbidity unit is a measure of the clarity of water. Turbidity in excess of 5 NTU is just noticeable to the average

- continued on Page Two

- continued from Cover Page

person.

AL Action Level - the concentration of a contaminant which, if exceeded triggers treatment or other requirements which a water system must follow.

RAA - Running Annual Average

RUL - Recommended Upper Limit - the limit recommended not to exceed.

Treatment Technique (TT) - a treatment technique is a required process intended to reduce the level of a contaminant in drinking water.

Maximum Contaminant Level Goal - The "Goal" (MCLG) is the level of a contaminant in drinking water below which there is no known or expected risk to health. MCLGs allow for a margin of safety.

Maximum Contaminant Level - The "Maximum Allowed" (MCL) is the highest level of a contaminant that is allowed in drinking water. MCLs are set as close to the MCLGs as feasible using the best available treatment technology.

The WTMUA routinely monitors for constituents in your drinking water according to Federal and State laws. All detected constituents were under the maximum contaminant level. The Safe Drinking Water Act regulations allow monitoring waivers to reduce or eliminate the monitoring requirements for asbestos, volatile organic chemicals and synthetic organic chemicals. Our system received monitoring waivers for asbestos, synthetic organic chemicals and a reduction in volatile organic chemicals. The table that follows shows the results of our monitoring for the period of January 1 to December 31, 2017.

Some people may be more vulnerable to contaminants in drinking water than the general population. Immunocompromised persons such as persons with cancer undergoing chemotherapy, persons who have undergone organ transplants, people with HIV/AIDS or other immune system disorders, some elderly, and infants can be particularly at risk from infections. These people should seek advice about drinking water from their health care providers. EPA/CDC guidelines on appropriate means to lessen the risk of infection by cryptosporidium and other microbiological contaminants are available from the Safe Drinking Water Hotline (800-426-4791).

The State allows us to monitor for some contaminants less than once per year because the concentrations of these contaminants do not change frequently. Some of our data, though representative, is more than one year old.

As you can see by the table, our system had no violations. We're proud that your drinking water meets or exceeds all Federal and State requirements.

We have learned through our monitoring and testing that some constituents have been detected. We conduct multi-sampling at ten points of entry into the water distribution system during the course of the year. The detected level shown in this report was the highest level detected during the course of the year. Any other detected levels were all lower.

Special Considerations Regarding Children, Pregnant Women, Nursing Mothers, and Others:

Children may receive a slightly higher amount of a contaminant present in the water than do adults on a bodyweight basis, because they may drink a greater amount of water per pound of body weight than do adults. For this reason, reproductive or developmental effects are used for calculating a drinking water standard if these effects occur at lower levels than other health effects of concern. If there is insufficient toxicity information for a chemical

Test

SUBSTANCE	VIOLATION Y/N	LEVEL DETECTED	RANGE OF DETECTED LEVELS	UNIT MEASUREMENT
RADIOACTIVE				
1. Gross Alpha	N	8-40 RAA	< 3.0-8.40 RAA	pCi/L
2. RA 226/228 combined	N	1.57	< 1.0-1.57	pCi/L
U	N	0.0	0.0	Ug/L

THM/HAA5 - STAGE 2

Sample Point ID	Site Description	Site Type	Locational Running Annual Average (LRAA)
Well 10	M.U.A. Shop	High HAA5 High THM	.001 MG/L 0.00MG/L
Well 18	Bunker Hill Middle School	High HAA5 High THM	.002 MG/L 0.001 MG/L
Well 20	Fries Mill Pavilions (Dr. Venuti's Office)	High HAA5 High THM	.002 MG/L .002 MG/L
Well 5	Orchard Valley Middle School	High HAA5 High THM	.002 MG/L 0.00MG/L

NITRATE/NITRITE

Substance	Violation	Level Detected	Range	unit measurement
Nitrate	N	2.74	< 0.1 - 2.74	ppm

SECONDARY

Substance	Violation	Level Detected	Range	unit measurement
Sodium	N	94.8	33.0 - 94.8	ppm
Chlorides	N	134	3.31 - 134	ppm

INORGANICS

Substance	Violation	Level Detected	Range	unit measurement
Barium	N	0.0934 PPM	0.0204 - 0.0934	PPM
Beryllium	N	.097 PPB	0.042 - 0.097 PPB	PPB
Cyanide	N	2.5 PPB	1.6 - 2.5 PPB	PPB
Mercury	N	.890 PPB	0.064 - 0.890 PPB	PPB
Thallium	N	.360 PPB	0.260-0.360 PPB	PPB

Lead and Copper (Samples were collected from 30 homes)

Substance	Violation	action level	amount detected 90th percentile	MCLG
Lead	N	15	3.3	0
Copper	N	1,300	150.5	1,300

The New Jersey Department of Environmental Protection (NJDEP) has completed and issued available at www.state.nj.us/dep/swap or by contacting the NJDEP Bureau of Safe Drinking

Sources	Pathogens			Nutrients			Pesticides			Volatile Organic Compounds		
	H	M	L	H	M	L	H	M	L	H	M	L
Wells - 16	1	15	4	12	4	12	3					
GUDI - 0												
Surface water intakes - 0												

The table above illustrates the susceptibility ratings for the seven contaminant categories (and radon) for each well (L) for each contaminant's category. For susceptibility ratings of purchased water, refer to the specific well (L) for each contaminant's category. It does not mean a customer is or will be not the existence of contamination. Public water systems are required to monitor for regulated contaminants levels. As a result of the assessments, DEP may customize (change existing) monitoring schedules based on

esults

MCL	LIKELY SOURCE OF CONTAMINATION	HEALTH EFFECTS
15	Erosion of Natural Deposits	Certain minerals are radioactive and may emit a form of radiation known as alpha radiation. Some people who drink water containing alpha emitters in excess of the MCL over many years may have an increased risk of getting cancer.
5	Erosion of Natural Deposits	Some people who drink water containing radium 226 or 228 in excess of the MCL over many years may have an increase risk of getting cancer.
30		
80 PPB	By-product of drinking water disinfection.	Some people who drink water containing Trihalomethanes in excess of the MCL over many years may experience problems with their liver, kidneys, or central nervous system, and may have an increased risk of getting cancer.
10	Runoff from fertilizer use, leaching from septic tanks, sewage; erosion of natural deposits	Nitrate in drinking water at levels above 10 ppm is a health risk for infants of less than six months of age. High nitrate in drinking water can cause blue baby syndrome. Nitrate levels may rise quickly for short periods of time because of rainfall or agricultural activity. If you are caring for an infant, you should seek advice from your health care provider.
RUL 50	Naturally occurring in	For healthy individuals, the intake from water is not important, because a much greater intake of sodium takes place from salt in the diet. However, sodium levels above the recommended upper limit may be of concern to individuals on a sodium restricted diet.
RUL 250		

(for example, lack of data on reproductive or developmental effects), an extra uncertainty factor may be incorporated into the calculation of the drinking water standard, thus making the standard more stringent, to account for additional uncertainties regarding these effects. In the cases of lead and nitrate, effects on infants and children are the health endpoints upon which the standard are based.

Nitrate: Nitrate in drinking water at levels above 10 ppm is a health risk for infants of less than six months of age. High nitrate levels in drinking water can cause blue baby syndrome. Nitrate levels may rise quickly for short periods of time because of rainfall or agricultural activity. If you are caring for an infant you should ask for advice from your health care provider.

Lead: If present, elevated levels of lead can cause serious health problems, especially for pregnant women and young children. Lead in drinking water is primarily from materials and components associated with service lines and home plumbing. The WTMUA is responsible for providing high quality drinking water, but cannot control the variety of materials used in plumbing components. When your water has been sitting for several hours, you can minimize the potential for lead exposure by flushing your tap for 30 seconds to 2 minutes before using water for drinking or cooking. If you are concerned about lead in your water, you may wish to have your water tested. Information on lead in drinking water is available from the Safe Drinking Water Hotline or at [tp://www.epa.gov/safewater/lead](http://www.epa.gov/safewater/lead).

Sodium: For healthy individuals, the intake from water is not important because a much greater intake of sodium takes place from salt in the diet. However, sodium levels above the recommended upper limit may be of concern to individuals on a sodium restricted diet.

All sources of drinking water are subject to potential contamination by substances that are naturally occurring or man made. These substances can be microbes, inorganic or organic chemicals and radioactive substances. All drinking water, including bottled water, may reasonably be expected to contain at least small amounts of some contaminants. The presence of contaminants does not necessarily indicate that the water poses a health risk. More information about contaminants and potential health effects can be obtained by calling the Environmental Protection Agency's Safe Drinking Water Hotline at 1-800-426-4791.

The sources of drinking water (both tap water and bottled water) include rivers, lakes, streams, ponds, reservoirs, springs, and wells. As water travels over the surface of the land or through the ground, it dissolves naturally occurring minerals and, in some cases, radioactive material, and can pick up substances resulting from the presence of animals or from human activity.

Contaminants that may be present in source water include:

- Microbial contaminants, such as viruses and bacteria, which may come from sewage treatment plants, septic systems, agricultural livestock operations, and wildlife.
- Inorganic contaminants, such as salts and metals, which can be naturally-occurring or result from urban storm water runoff, industrial or domestic wastewater discharges, oil and gas production, mining, or farming.
- Pesticides and herbicides, which may come from a variety of sources such as agriculture, urban storm water runoff, and residential uses.
- Organic chemical contaminants, including synthetic and volatile organic chemicals, which are by-products of industrial processes and petroleum production, and can also come from gas stations, urban storm water runoff, and septic systems.
- Radioactive contaminants, which can be naturally occurring or be


MCLG	MCL	likely source of contamination	Health effects
1 PPM	2 PPM	Discharge of drilling wastes; Discharge from metal refineries; Erosion of natural deposits	Some people who drink water containing Barium in excess of the MCL over many years could experience an increase in their blood pressure.
1 PPB	4 PPB	Discharge from metal refineries and coal burning factories; Discharge from electrical, aerospace, and defense industries.	Some people who drink water containing Beryllium well in excess of the MCL over many years could develop intestinal lesions.
10 PPB	200PPB	Discharge from steel or metal factories; Discharge from plastic and fertilizer factories.	Some people who drink water containing Cyanide well in excess of the MCL over many years could experience nerve damage or problems with their thyroid.
1 PPB	2 PPB	Erosion of natural deposits; Discharge from refineries and factories; Runoff from landfills; Runoff from cropland.	Some people who drink water containing Inorganic mercury well in excess of the MCL over many years could experience kidney damage.
5 PPB	2 PPB	Leaching from ore-processing sites; Discharges from electronics, glass, and drug factories.	Some people who drink water containing thallium in excess of the MCL over many years could experience hair loss, changes in their blood, or problems with their kidneys, intestines, or liver.
Measurement	Sites above A.L.		
PPB	0	Corrosion of household plumbing systems; erosion on natural deposits; leaching of wood preservatives	
PPB	0	Corrosion of household plumbing systems erosion of natural deposits	

Source Water Assessment Report and Summary for this public water system, which is at 609-292-5550.

Inorganics	Radionuclides			Radon			Disinfection Byproduct Precursors		
	H	M	L	H	M	L	H	M	L
11	5	4	10	2	6	10	16		

The table provides the number of wells and intakes that rated high (H), medium (M), or low (L) in the system's source water assessment report.


The rating reflects the potential for contamination of source water, and to install treatment of any contaminants are detected at frequencies and concentrations above allowable susceptibility ratings.



Start saving!

environmental impact!

Look for products with the WaterSense label for your bathroom and lawn, use a WaterSense irrigation partner for your landscape watering system, and visit www.epa.gov/watersense to find easy practices you can undertake at home to reduce your water bill and



CHECK VALVES

make sure it receives maintenance yearly.

0880 between 8 a.m. and 4 p.m. If you have a check valve, the Assistant Superintendent of the WTMUA at (856)227-

homeowner with a below-grade fixture to have a "check

valve" installed. happening, New Jersey plumbing code requires every sewerage to back up into your home. To prevent this from beneath street level, a sewer main blockage can cause

the result of oil and gas production and mining activities.

same protection for public health.

risk of developing the described health effect.

our community, our way of life and our children's future.

If you have any questions about this report or concerning your water utility, please contact Matthew Walker, Assistant Superintendent at 227-0880. We want our valued customers to be informed about their water utility. If you want to learn more, please attend any of our regularly scheduled meetings. Meeting dates and times can be found on our website at www.wtmua.com.

- continued from Page Three

In order to ensure that tap water is safe to drink, EPA prescribes regulations that limit the amount of certain contaminants in water provided by public water systems.

MCL's are set at very stringent levels. To understand the possible health effects described for many regulated constituents, a person would have to drink 2 liters of water every day at the MCL level for a lifetime to increase their

We, at the WTMUA work around the clock to provide top quality water to every tap. We ask that all our customers help us protect our water sources, which are the heart of



Washington Township
Municipal Utilities Authority
P.O. Box 127
Grenloch, NJ 08032

PSRST STD
U.S. POSTAGE
PAID
Deptford, NJ
PERMIT No. 185



Printed on recycled paper

NOTICE

SUMMER WATER CONSERVATION MEASURES

Limited water conservation measures will be instituted by the Washington Township Municipal Utilities Authority from May 1 to September 15, of the current year.

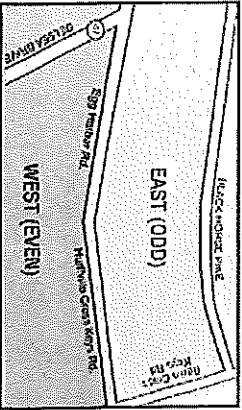
Beginning May 1, there will be a ban in effect on non-essential outdoor uses of water by the residential and commercial customers between the hours of 11:00 a.m. through 6:00 p.m. Non-

essential use includes the sprinkling of lawns, washing of cars and filling of pools. The ban will be in effect through September 15.

Outside use of water may take place before 11:00 a.m. and from 6:00 p.m. through midnight based on an odd/even calendar day system, which has been established on a geographical basis as detailed by the following map.

You may use water outside on **ODD NUMBERED CALENDAR DAYS** before 11:00 a.m. and from 6:00 p.m. to midnight if your property is located on the **EAST SIDE** of Egg Harbor Road.

You may use water outside on **EVEN NUMBERED CALENDAR DAYS** before 11:00 a.m. and from 6:00 p.m. to midnight if your property is located on the **WEST SIDE** of Egg Harbor Road.



See our website for detailed instructions www.wtmua.com.